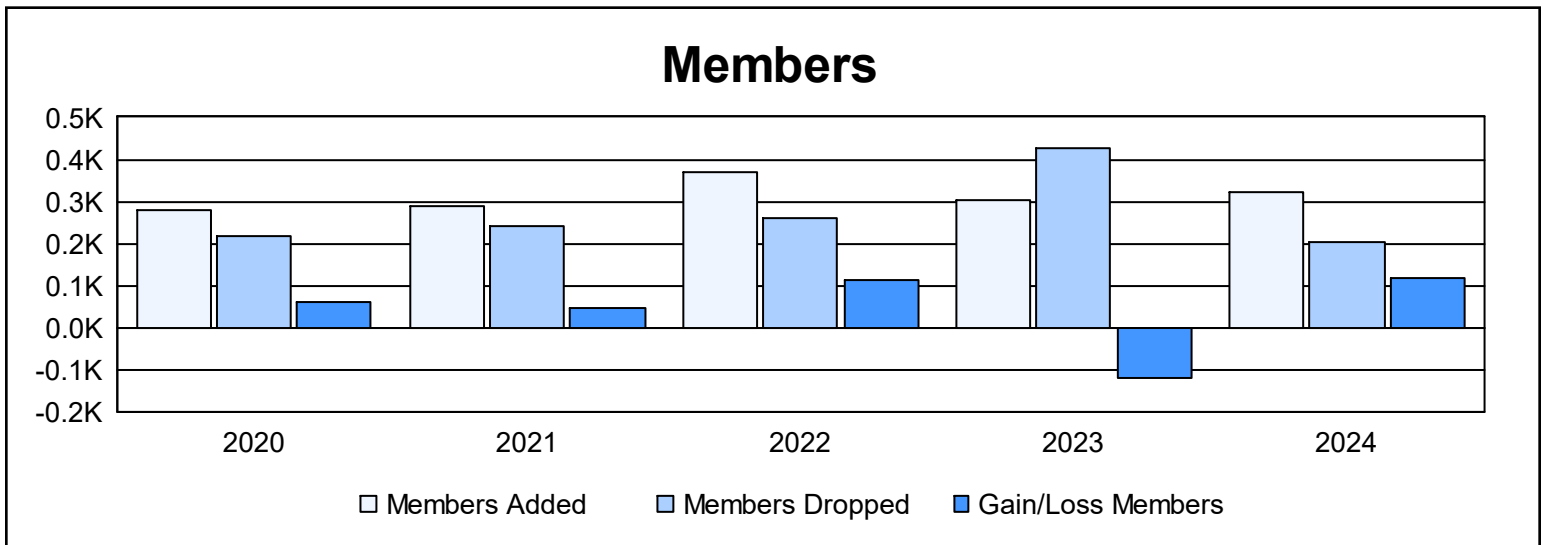
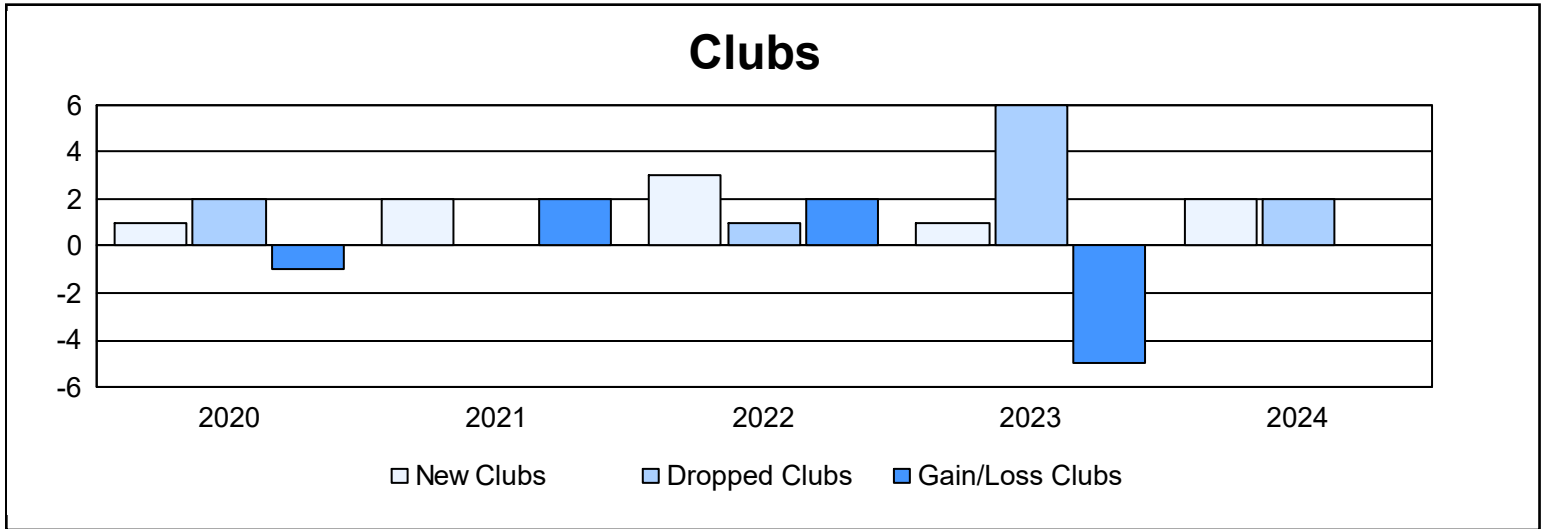
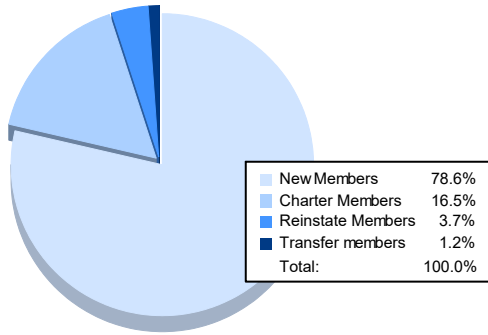


Year	New Clubs	Dropped Clubs	Gain/ Loss Clubs	New Members	Charter Members	Reinstate Members	Transfer Members	Total Member Added	Total Members Dropped	Gain/ Loss Members
2019-2020	1	2	-1	192	68	15	2	277	218	59
2020-2021	2	0	2	226	46	8	9	289	241	48
2021-2022	3	1	2	263	102	6	0	371	260	111
2022-2023	1	6	-5	174	90	39	0	303	424	-121
2023-2024	2	2	0	253	53	12	4	322	203	119
<b>Average</b>	<b>2</b>	<b>2</b>	<b>0</b>	<b>222</b>	<b>72</b>	<b>16</b>	<b>3</b>	<b>312</b>	<b>269</b>	<b>43</b>



### Membership Composition June 2024 Cumulative



### Gender Composition June 2024 Cumulative

